

# Family Education Sheet

## Travel Check-List for a Child with a Tracheostomy Tube



Boston Children's Hospital

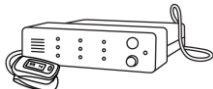
View more health education materials at  
[www.bostonchildrens.org/familyeducation](http://www.bostonchildrens.org/familyeducation)

Here is what you need to care for your child's trach when you are not at home. It is a good idea to always have these supplies ready in case you travel unexpectedly.

### Equipment



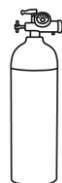
Go bag




Pulse oximeter



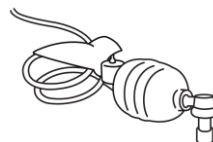
Portable suction machine



Portable oxygen (if applicable)



Ventilator (if applicable)



Self-inflating bag

### "Go-Bag"



Dressing supplies



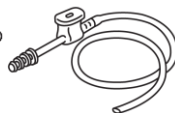
Hand sanitizer



Sat probes



Gloves



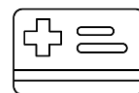
Suction catheters



Saline ampules



Humidification (i.e. HME, or saline neb set-up with saline ampules, or ventilator with in-line HME)



Medical information card (diagnosis, medications, allergies, physician phone numbers, etc)

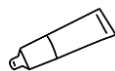
### Tracheostomy change



Spare obturator



Spare trach tubes with size smaller (when commercially available)



Water-soluble Lubricant



For cuffed tubes: 10mL syringe (for deflating/ inflating cuff)—Bivona tracheostomies—prefill syringe with sterile water



Pre-cut Trach ties



Scissors